



# Traveling Safely With Smartphones



## Traveling with Smartphones - Do's and Don'ts

- Bring a dedicated loaner device; do not bring your personal smartphone
- Use smartphones with removable batteries when possible
- Assume that all information on your device could be compromised while traveling in a foreign country
- Avoid social media, banking, and other sensitive sites while traveling
- Never store passwords or sensitive information on your smartphone
- Do not click on links in text messages or emails - especially from people you do not know
- Do not jailbreak or root your smartphone
- Examine all mobile devices for evidence of tampering upon your return

### To Do When Traveling

#### Ensure that your phone's software is up to date

- Use apps to ensure that the software on your smartphone is up to date.

### iPhone

Go to Settings > general > Software Update

Check to see if your software is up to date; if not, your iPhone will prompt you to download the latest software

iOS 7.1.2  
Your software is up to date.

### Android

Go to Settings > About Phone > System Updates

Your system is up to date.  
Last checked for update at 8:03PM.  
Check now

Check to see if your software is up to date; if not, your phone will prompt you to download the latest software

#### Protect your phone against Malware

- Like a computer, your phone is vulnerable to malware. Use anti-virus apps to ensure that your phone is protected.

Use the Lookout app for iPhone Go to Security > Process Monitor to see if malicious processes are running on your iPhone

MISSING DEVICE Ready

SECURITY Secure

System Advisor Up to date

Location Services Location Services are running

Process Monitor No malicious processes detected

Use the AVG Antivirus FREE app for Android Click Scan Now to scan for viruses

AVG AntiVirus FREE

Protection Performance

Anti-Theft Privacy

Run first scan

Scan Now

#### Set your phone to lock automatically

- In case you lose your device, you want your smartphone to lock automatically to prevent physical access.

Go to settings > General > Auto-Lock Set the Auto-Lock to 1 Minute

Auto-Lock 1 Minute

Restrictions Off

Go to Settings > Display > Sleep Set the phone to sleep after 1 minute

Display

Brightness Wallpaper Auto-rotate screen Sleep After 1 minute of inactivity

Go to Settings > Security > Automatically Lock immediately

Security

SCREEN SECURITY Screen lock Password Automatically lock Immediately after sleep

# Traveling Safely With Smartphones

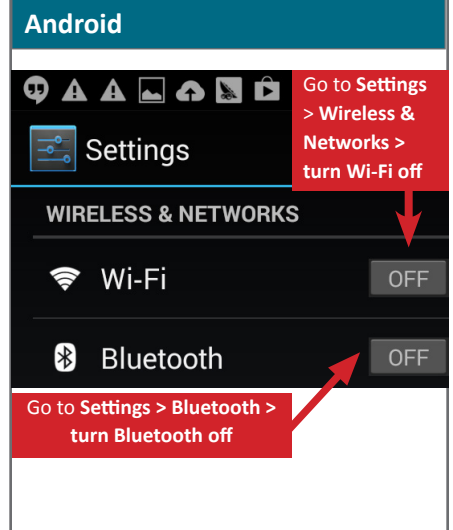
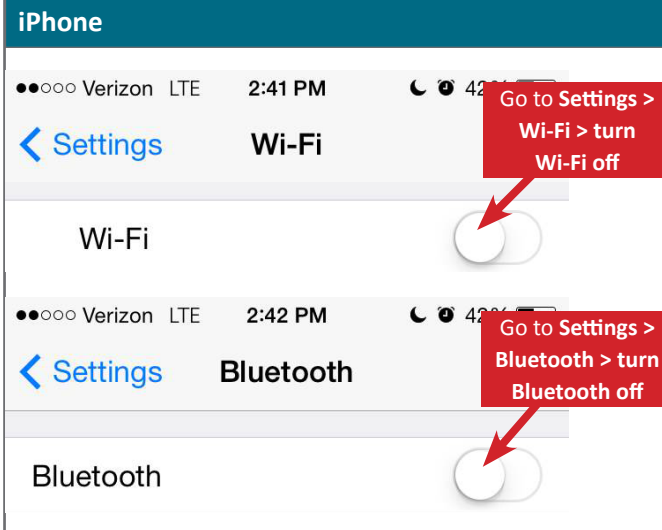
## Traveling with Smartphones - Best Practices

- Assume that your phone may be scanned forensically when you enter a foreign country
- If possible, encrypt the data on your phone
- Consider installing a VPN on your device as more secure alternative to saving information locally

### To Do When Traveling

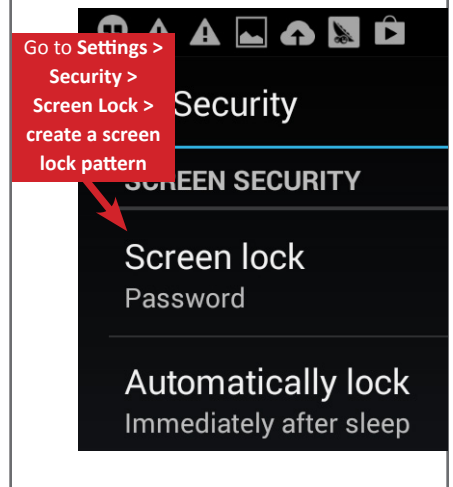
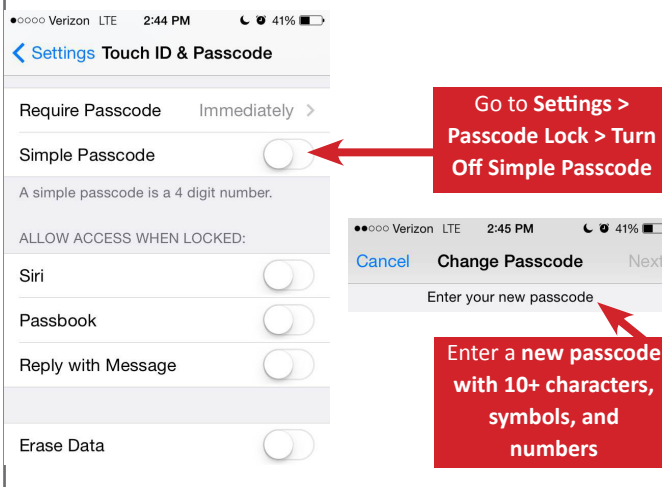
#### Disable Wi-Fi and Bluetooth

- Disable Wi-Fi and Bluetooth on your smartphone; Wi-Fi and Bluetooth can render your smartphone vulnerable to malware and hacking.



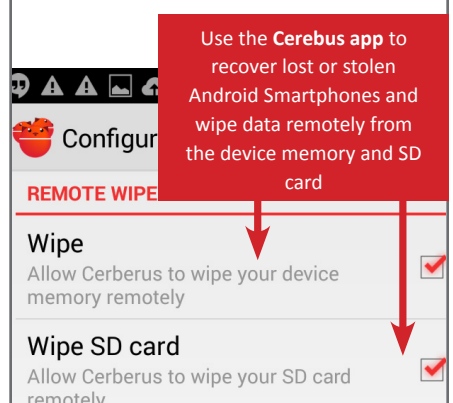
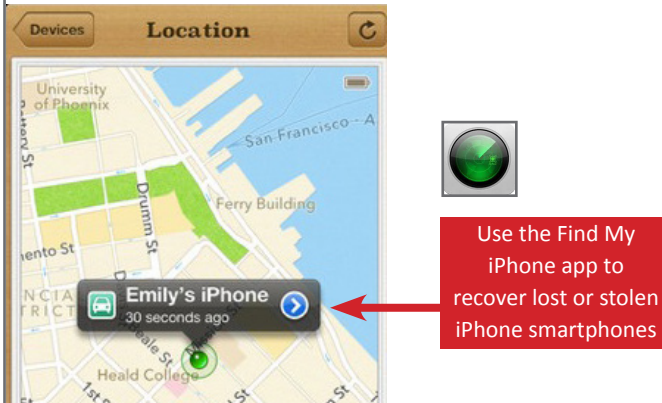
#### Use a 10+ character password or Screen Lock Pattern

- Short passwords are vulnerable to brute force attacks. Choose a password with a combination of letters, numbers, and symbols. If using a Screen Lock Pattern, choose a complicated pattern.



#### Recover lost or stolen smartphones and wipe data

- Find my iPhone and Cerebus can locate lost devices and wipe data remotely from lost or stolen smartphones.



### Useful Links

A Parent's Guide to Internet Safety  
 Privacy Rights Clearinghouse  
 Microsoft Safety and Security  
 Online Guardian

[www.fbi.gov/stats-services/publications/parent-guide](http://www.fbi.gov/stats-services/publications/parent-guide)  
[www.privacyrights.org/fs/fs18-cyb.htm](http://www.privacyrights.org/fs/fs18-cyb.htm)  
[www.microsoft.com/security/online-privacy/social-network](http://www.microsoft.com/security/online-privacy/social-network)  
[www.onguardonline.gov/topics/social-networking-sites.aspx](http://www.onguardonline.gov/topics/social-networking-sites.aspx)

**NOVETTA**  
[www.novetta.com](http://www.novetta.com)